



# Evaluation to Ensure No One Is Left Behind



## Assessment of the situation of persons with disabilities in the Republic of Belarus

**Elena Kukharevich**

National Statistical Committee of the Republic of Belarus



# AGENDA 2030



17 GOALS

169 TARGETS

232 INDICATORS

*The National SDG Indicators List*

258 indicators

**113**  
proxy indicators

**145**  
Indicators  
correspond  
to the global list



## 2030 AGENDA: «Leaving no one behind»

**2016**

*ratification of the Convention on the Rights of Persons with Disabilities*

**2017**

*National Action Plan for the implementation of the provisions of the Convention on the Rights of Persons with Disabilities in the Republic of Belarus for 2017-2025*



*Information support of the National policy in the field of the implementation of the Rights of Persons with Disabilities*



# DATA SOURCES

Administrative Data

Sample Household Surveys

Sample Household Living Standards Survey

Labour Force Survey

Multiple Indicator Cluster Survey  
of the Situation of Children and Women

Sample Household Survey for a Comprehensive  
Assessment of the Situation of Persons with Disabilities



# SAMPLE HOUSEHOLD LIVING STANDARDS SURVEY

**Poverty**  
**(SDG 1; SDG 10):**



1.1.1  
1.2.1



10.2.1

**Tobacco Use and Health Care Expenses**  
**(SDG 3):**



3.a.1.1  
3.8.2

**Access to Public Transport and Use of ICT**  
**(SDG 4; SDG 5; SDG 11; SDG 17):**

4.4.1



5.b.1



11.2.1



17.8.1



# SAMPLE HOUSEHOLD LABOUR FORCE SURVEYS

***Participation Rate  
in Formal and Non-  
formal Education  
(SDG 4):***



**4.3.1**

***Earnings and  
Unemployment Rate  
(SDG 8):***



**8.5.1**

**8.5.2**



# SAMPLE HOUSEHOLD SURVEY FOR A COMPREHENSIVE ASSESSMENT OF THE SITUATION OF PERSONS WITH DISABILITIES



## Took part:

*households*  
*population*

**12.6 thousand**  
**28 thousand people**

*of which persons*  
*with disabilities*

**6.9 thousand people**

Survey response rate

**95%**



# SAMPLE HOUSEHOLD SURVEY FOR A COMPREHENSIVE ASSESSMENT OF THE SITUATION OF PERSONS WITH DISABILITIES

## Thematic sections and additional questions:

- ✓ *Housing conditions and property*
- ✓ *Accessibility of housing*
- ✓ *Accessibility of services*
- ✓ *Education and employment of persons with disabilities*
- ✓ *Social security*
- ✓ *Social contacts*
- ✓ *Level of satisfaction with the current life situation*





# MULTIPLE INDICATOR CLUSTER SURVEY OF THE SITUATION OF CHILDREN AND WOMEN

**Reproductive Health**  
*(SDG 3; SDG 5):*



3.1.2; 3.7.1



5.6.1

**Education (SDG 4):**



4.1.1; 4.2.2; 4.5.1

**Water Supply and Sanitation**  
*(SDG 6):*



6.1.1; 6.2.1.1

**Access to Electricity (SDG 7):**



7.1.1

**Discrimination and Victimization**  
*(SDG 10; SDG 16):*



10.3.1

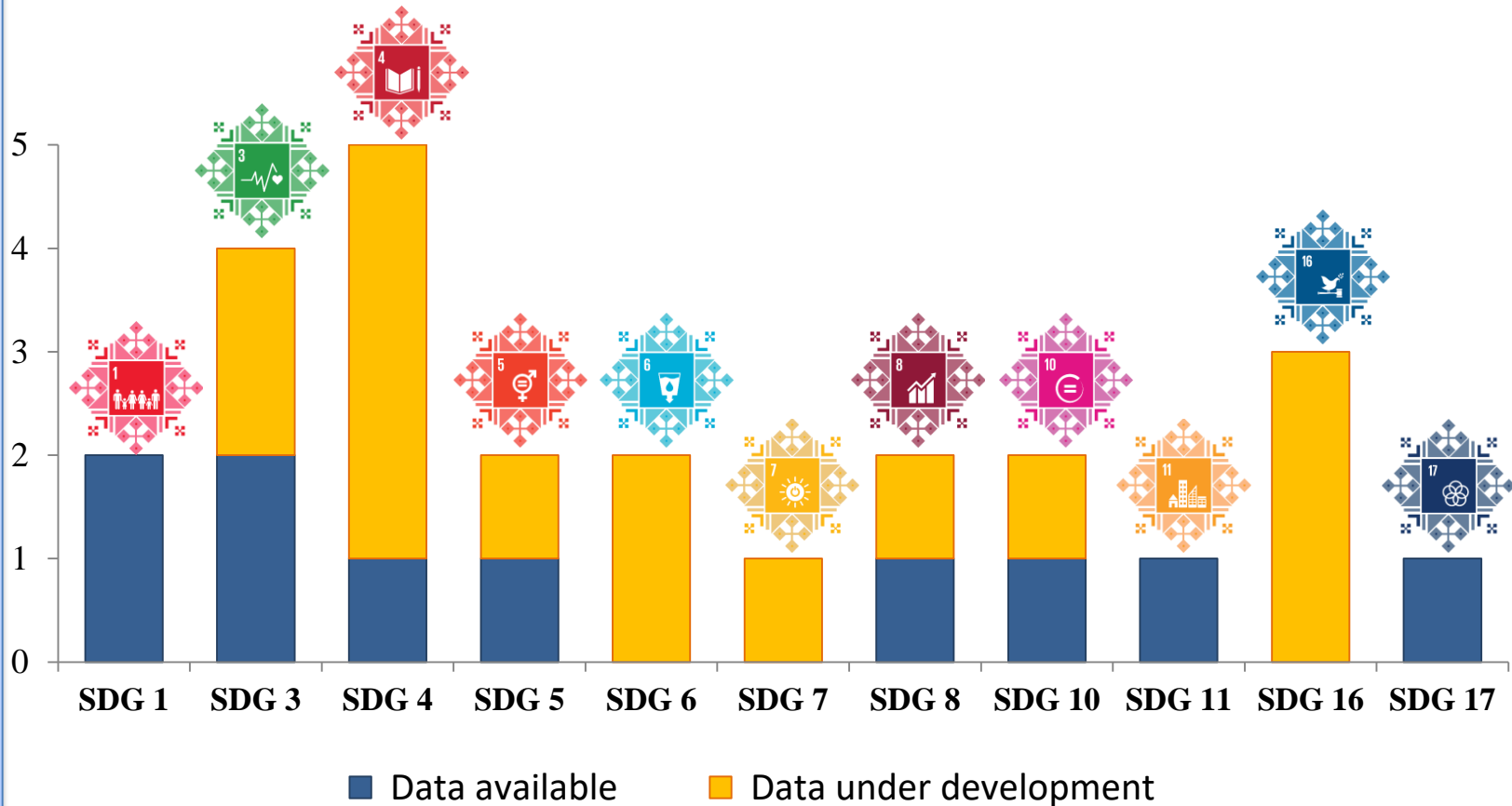


16.1.4



# INDICATORS by DISABILITY STATUS

(number of indicators)



Indicators with disaggregation by disability status – 25 (10%),  
available – 10 (40%), under development – 15 (60%).



# NATIONAL SDGs PLATFORM

## *launched in 2018*




[www.sdgplatform.belstat.gov.by](http://www.sdgplatform.belstat.gov.by)




# NATIONAL SDGs PLATFORM

*capabilities of the platform:*




**Automatic download of indicators**



**Automatic conversion of data into machine-readable formats and adaptation to the SDMX**

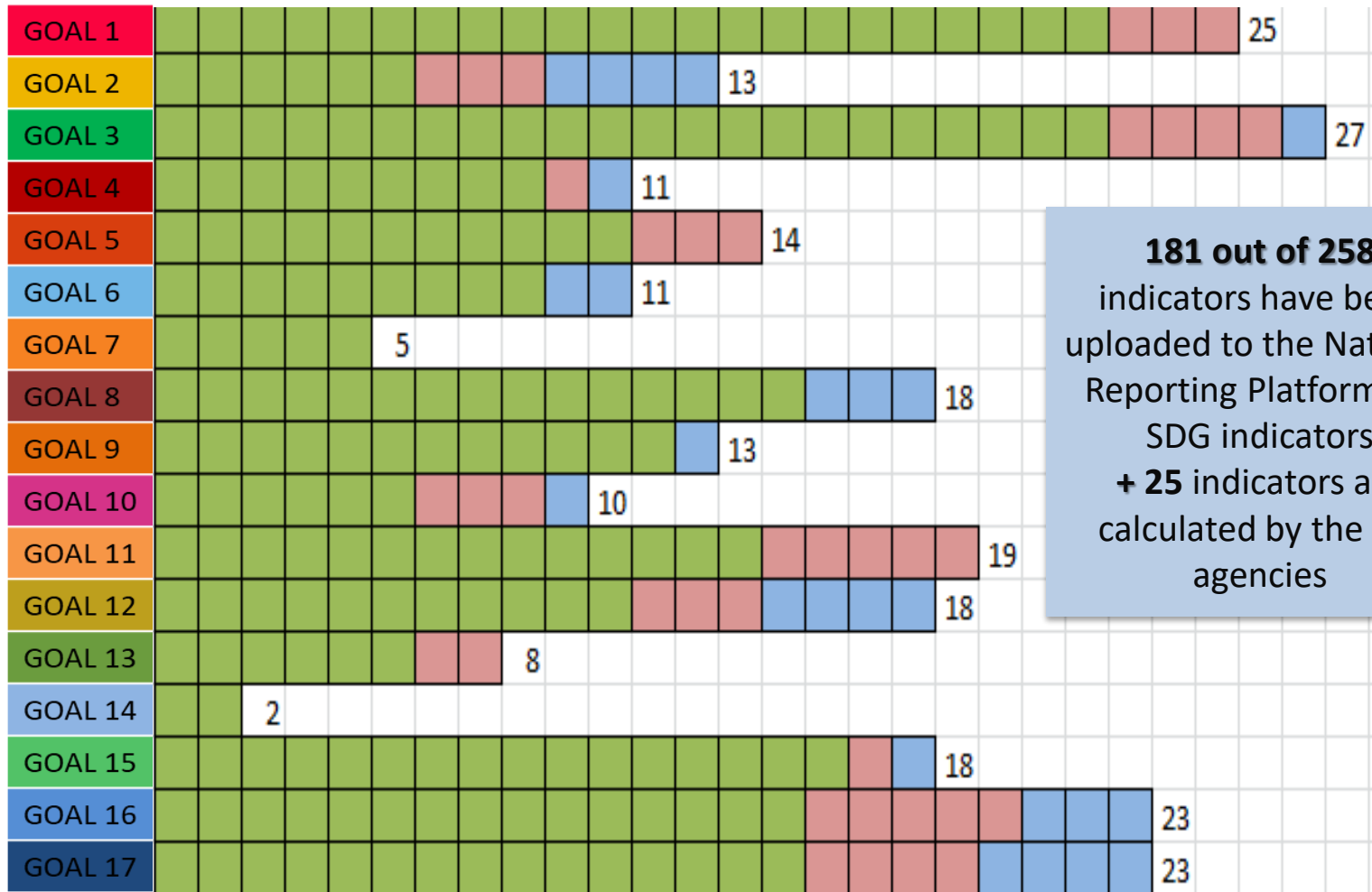


**Modern visualization methods**



**Interaction with custodian agencies and stakeholders**

# DATA AVAILABILITY



**181 out of 258** indicators have been uploaded to the National Reporting Platform for SDG indicators + **25** indicators are calculated by the UN agencies

Data available

Data not available

Data from international organizations



***Thank you for your attention!***