

**4<sup>th</sup> International Conference on National Evaluation Capacities  
Bangkok, Thailand, 26<sup>th</sup> – 30<sup>th</sup> October 2015**

**Government Innovations in Evaluation: The Gambia's Experiences and  
the Drive to Strengthen the National Evaluation Capacities towards the  
SDGs**

**Alagie FADERA**

Directorate of Development Planning,  
Ministry of Finance and Economic Affairs  
The Gambia

# Presentation Outline

- Introduction
- Policy Pyramid
- M&E at Sector Level
  - Education
  - Health
  - Agriculture
- M&E at National Level
- Issues
- Way Forward

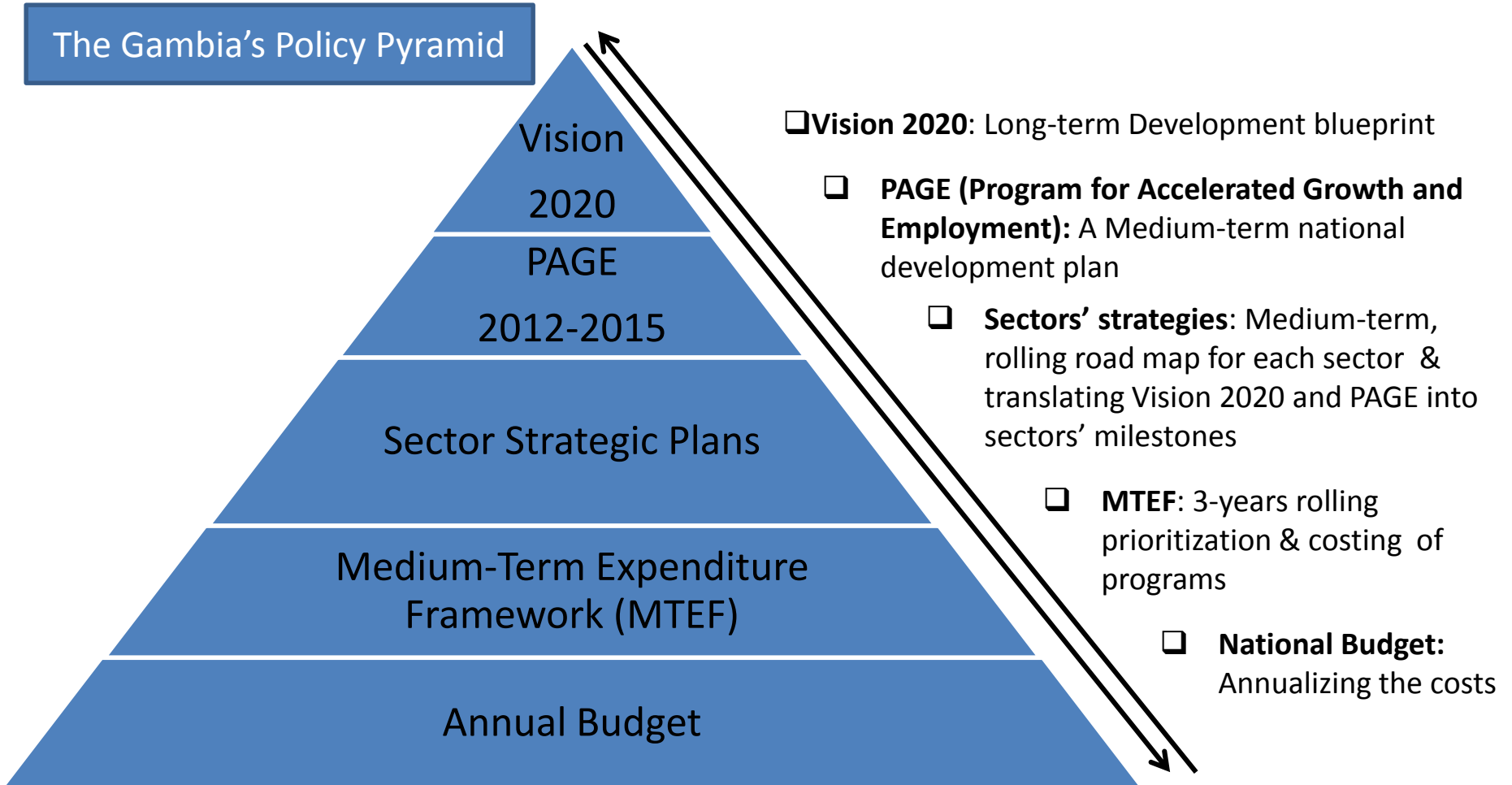
# Introduction

- Population about 1.9 million (2013)
- Vision 2020
  - Strategy for Poverty Alleviation (SPA I) 1995 - 1999
  - SPA II/PRSP I 2003 - 2005
  - PRSP II 2007 - 2011
  - Programme for Accelerated Growth and Employment (PAGE) 2012 - 2015



# Policy Pyramid

## The Gambia's Policy Pyramid



# M&E at Sector Level: **Education Sector**

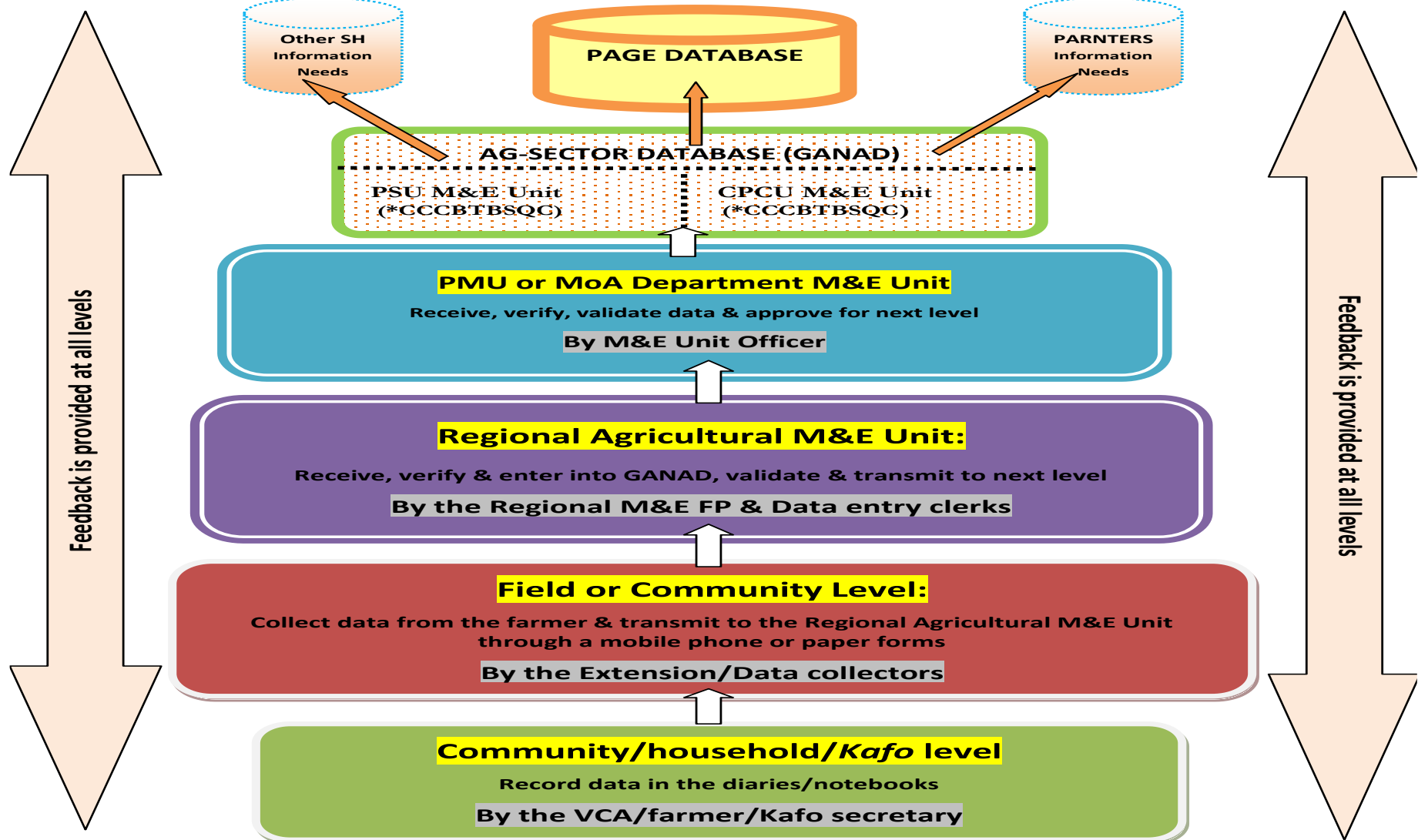
- Education Sector Strategic Plan
- Senior Management Team (SMT)
- Coordinating Committee Meeting (CCM)
  - Monitor both the policy and implementation of the sector programmes
- Service Level Agreements (SLA)
- Education Management Information System (EMIS)
  - Monitor the identified priority areas under the sector policy
- Student, teacher, and school related indicator
  - Collected at school, cluster, regional and national level for different programs and initiatives
  - Processed and managed in the EMIS by the Planning Directorate,

# M&E at Sector Level: **Health Sector**

- Gambia National Health Strategic Plan (2014 – 2020)
- Cabinet and the National Assembly
- Senior Management Team (SMT)
- Directorate of Planning and Information coordinates M&E
- Health Management Information System (HMIS) – web based
  - Data collected through health centres, district hospitals, and referral services
    - Includes disease cases and deaths
- Complemented by facility surveys, household surveys etc

# M&E at Sector Level: Agriculture Sector

Conceptual Framework of the AG-SECTORPM&E System Institutional Arrangements for data collection and flow - the life & pathway of a data element



\*CCCBTBSQC = Coordination, Consolidation, Capacity Building, Technical Backstopping & Standards & Quality Control responsibilities

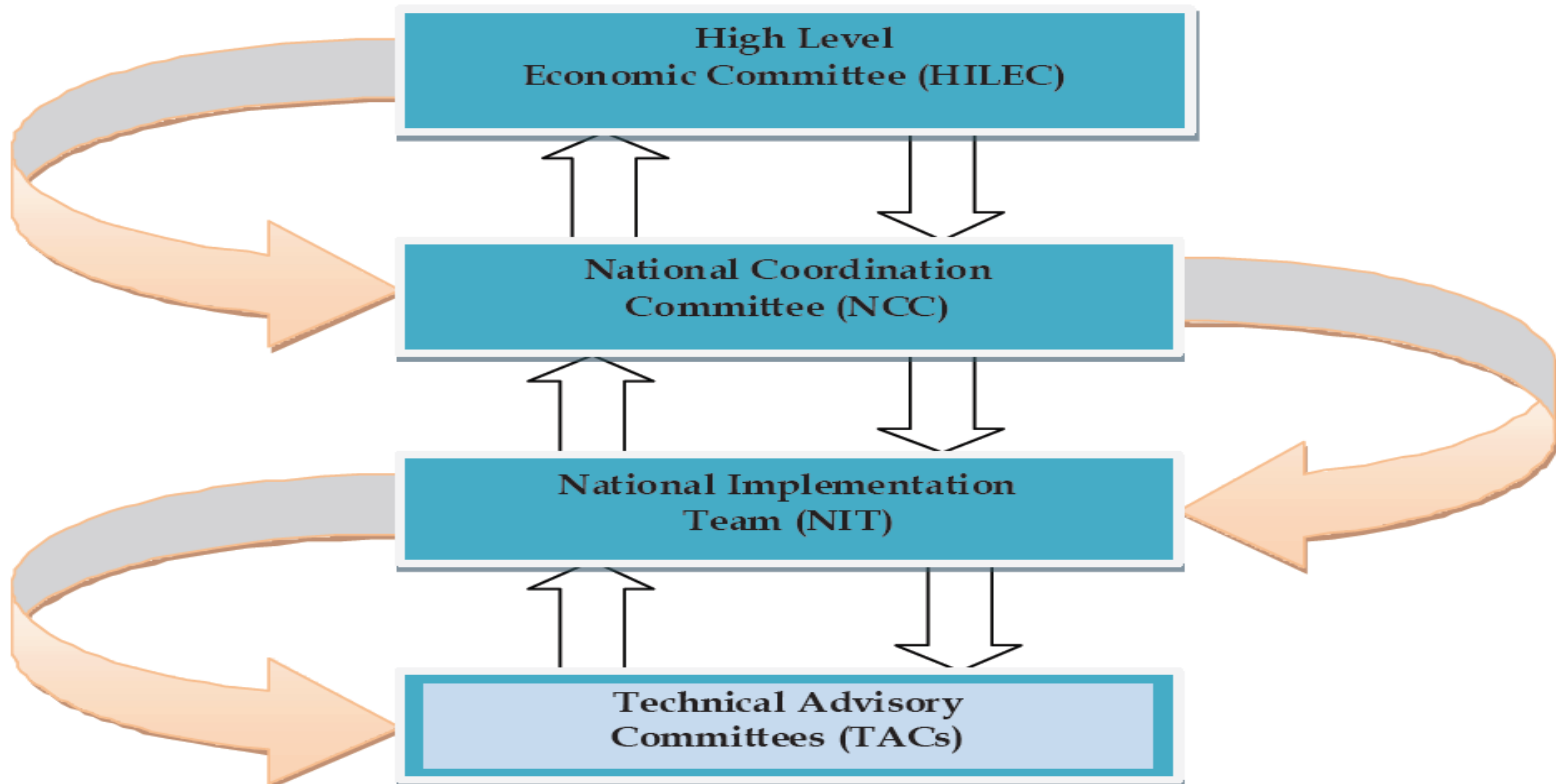
# M&E at National Level

- PAGE 2012 – 2015
- The HILEC: a committee of Cabinet chaired by the Vice President
- NCC consist of Permanent Secretaries sectors, representative from the private sector and the NGO community
- NIT - senior staff members across all sectors
- The Gambia Integrated Monitoring and Evaluation System (GIMES)
- PAGE Results Measurement Framework (RMF)
  - Weak
- APR and MTE of the NDP
- National Assembly select committees and PAC&PEC



# M&E at National Level

- Institutional Arrangements



# Issues

- Central project coordination
- Leveraging on M&E expertise in projects
- Support from DPs
- Weak M&E capacity at national, sector, and decentralized levels
- Weakness in the NSS
- Weak link between M&E at different levels
- Limited involvement of National Assembly in M&E beyond
  - PAC/PEC
    - Annual activity reports and financial statements
  - Sub committees on sector
    - Monitoring of interventions

# Way Forward

- Capacity building through training
- Strengthening the RMF and M&E framework and institutional arrangements in the next NDP
- Effectively mainstream the SDGs in the next NDP and its M&E framework
- Strengthen the NSS through enhancing statistical capacity at all levels

Thank you